

Single and Twin Airpot Coffee Brewing System

CBS-30's

CBS-3000

SERIES

Airpot Line

High Performance And Compact Design In An Airpot Coffee Brewer

The CBS-30 series provides you with the full-featured ultimate coffee brewing system you've come to expect from FETCO. These high-performance coffee brewers deliver the full rich flavor of your coffee directly into 1.9 through 3.0-liter airpot dispensers. These airpot coffee brewers are available in a single-head automatic model, a twin-head automatic model, or a single-head pour-over model, which requires no plumbing. Ask for FETCO® quality, dependability—a better coffee brewing system.



CBS-31AAP, single-head automatic with optional stainless steel gourmet brew basket and 2.2 liter airpot



CBS-31PAP, single-head pour-over with optional stainless steel gourmet brew basket and 2.2 liter airpot, requires no plumbing



CBS-32AAP, twin-head automatic with optional stainless steel gourmet brew baskets and 3.0 liter airpots

FETCO[®]
CORPORATION

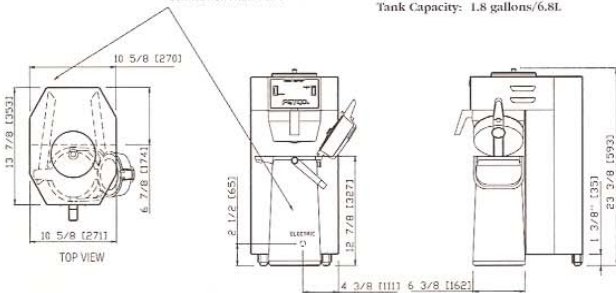
CBS-3000 Airpot Coffee Brewers

Dimensions & Specifications

CBS-31PAP

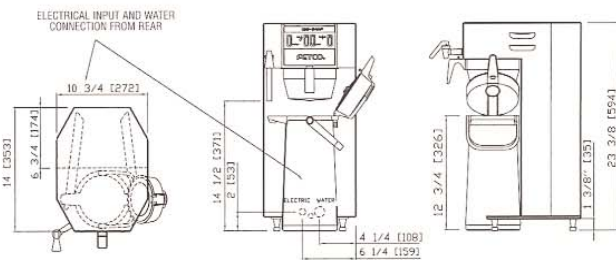
ELECTRICAL INPUT AND WATER CONNECTION FROM REAR

Water Requirements: 20-75 psig, 1/4 gpm flow rate. Water inlet is 1/4 Compression Tank Capacity: 1.8 gallons/6.8L



CBS-31AAP

Water Requirements: 20-75 psig, 1/4 gpm flow rate. Water inlet is 1/4 Compression Tank Capacity: 1.8 gallons/6.8L

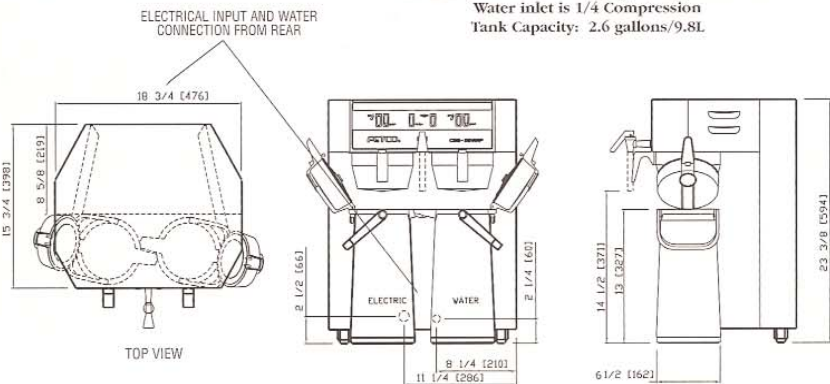


Standard Features:

- Compact Design
- All Stainless Steel Brewer Body Construction
- Hot Water Service (Models CBS-31AAP and CBS-32AAP only)
- Mercury Type Power Relay
- Electronic Temperature Control
- "Ready-To-Brew" Indicator Lamp
- Non-Clog Sprayhead
- Heater Protection Control

CBS-32AAP

Water Requirements: 20-75 psig, 1/2 gpm flow rate. Water inlet is 1/4 Compression Tank Capacity: 2.6 gallons/9.8L



Optional Features:

- Color Finish
- Half Batch Brew Capability (Models CBS-31AAP and CBS-32AAP only)

- Tea Brewing Package (Brew Basket, Container And Additional Controls)

Accessories:

- 2.2 or 3.0 Liter Glass Lined Dispensers
- 3.0 Liter Stainless Steel Airpot Dispensers

Shipping Dimensions

MODEL	HEIGHT in/mm	WIDTH in/mm	DEPTH in/mm	TANK CAPACITY gal/l	SHIPPING WEIGHT lbs/kg
CBS-31-PAP	26/660	22/558	14/356	1.8/6.8	30/13.6
CBS-31-AAP	26/660	22/558	14/356	1.8/6.8	30/13.6
CBS-32-AAP	26/660	24/610	12/558	2.6/9.8	48/21.8

This product is approved by one or more of the following marks:



FETCO® Corporation is a proud and active member of these organizations:



Standard Electrical Configurations & Brewing Efficiency

Electrical Config. Code	Heater Configuration	Voltage	Phase	Wires	KW	Maximum Amp draw	Batches per Hour	
							2.2 Liter	3.0 Liter
Electrical for CBS-31PAP								
C31014	1 x 1300 watt	120	single	2 + ground	1.3	11.2	5.5	4.1
C31024	1 x 1800 watt	120	single	2 + ground	1.8	15.3	7.7	5.6
C31994	Custom Export Voltage – Consult Factory							
Electrical for CBS-31AAP								
C31015	1 x 1300 watt	120	single	2 + ground	1.4	11.3	5.5	4.1
C31025	1 x 1800 watt	120	single	2 + ground	1.9	15.4	7.7	5.6
C31035	1 x 2300 watt	120/208	single	3 + ground	1.8	8.7	7.4	5.4
		120/220	single	3 + ground	2.0	9.2	8.5	6.3
		120/240	single	3 + ground	2.4	10.0	9.8	7.2
C31995	Custom Export Voltage – Consult Factory							
Electrical for CBS-32AAP								
C32015	1 x 1800 watt	120	single	2 + ground	1.9	15.7	7.7	5.6
C32025	2 x 2300 watt	120/208	single	3 + ground	3.5	17.3	14.7	10.8
		120/220	single	3 + ground	3.9	18.2	17.1	12.5
		120/240	single	3 + ground	4.7	19.8	19.6	14.4
C32995	Custom Export Voltage – Consult Factory							

FETCO[®]
CORPORATION

Food Equipment Technologies Company
640 Heathrow Drive, Lincolnshire, IL 60069 USA
Phone: 847.821.1177 800-FETCO 99 Fax: 847.821.1178
Internet: www.fetco.com E-mail: sales@fetco.com

FETCO® is a registered trademark of Food Equipment Technologies Company
Specifications to change without notice

Printed in USA